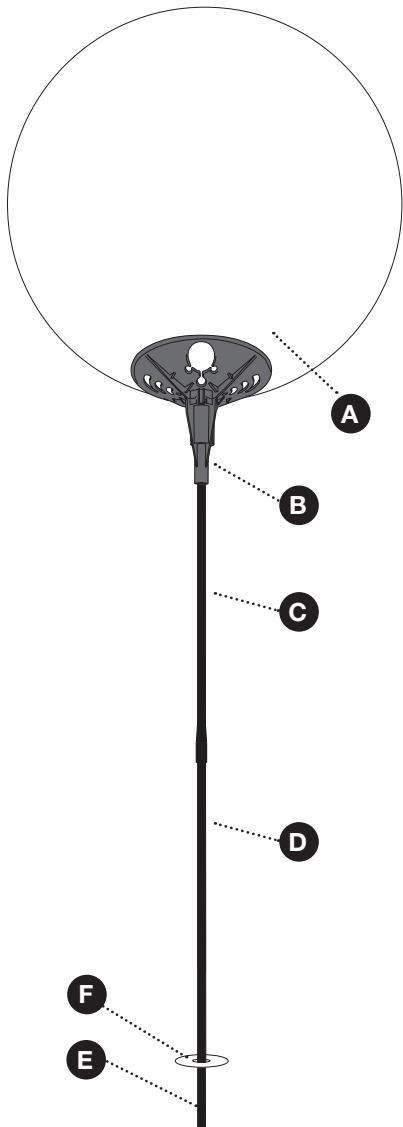


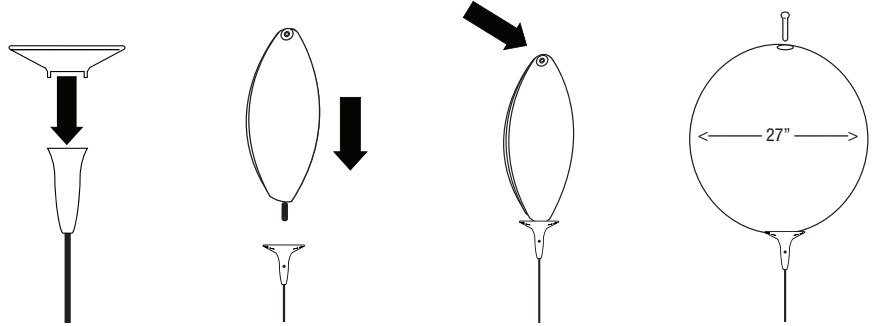
Jumbo Reusable Vinyl Balloon Single Pole Kit



Single Pole Kit Includes:

- A. 1 Jumbo 27" Reusable Vinyl Balloon (Item JAB0BTR)
- B. 1 Jumbo Balloon Cup (Item JAB2)
- C. 1 40" Jumbo Balloon Stem (Item JAB3)
- D. 1 Aluminum Black Pole (Item GABB10)
- E. 1 26.5" Metal Ground Stake (Item JAB1)
- F. 1 Aluminum Plate (Item GABBPLATE) (sold separately)

1. Balloon Assembly:



1. Line up the *balloon cup* (B) with the grooves on the side of the *stem* (C). Snap cup into place.

2. Attach the *balloon* (A) onto the *stem* (C) by lining the silver push pin located on the black piece at the bottom of the balloon with the hole on the bottom of the appropriate cup. Lock the balloon in place.

3. After the *cup* and *stem* are assembled, remove the *white air plug* from the top of the *balloon* to inflate. Inflate using a hand air pump or an air compressor with a tapered fill nozzle tip.*

4. Reinsert *white air plug* into inflation hole after fully inflated. The maximum diameter should be 27" for jumbo balloons.



Inflation Tips: For best results, inflate outdoors with an air compressor. **DO NOT OVERINFLATE. BALLOONS MAY BURST AND CAUSE INJURY.** Inflate balloon just to the point where balloons feel tight. NOTE: A 20° fluctuation in temperature may cause slight deflation.

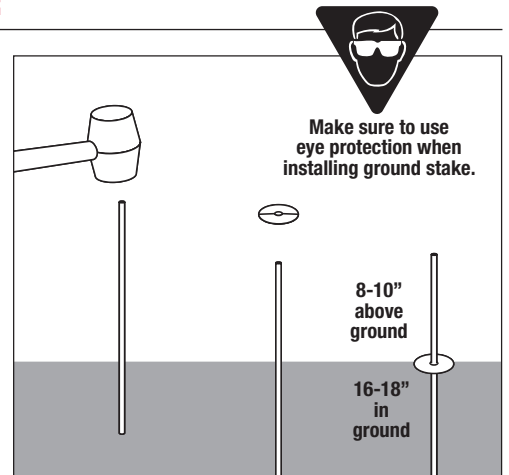
2. Ground Stake Installation:

1. Using a rubber mallet or hammer, pound the *ground stake* (E) into the ground approximately 16-18". Make sure to leave at least 8-10" of the stake visible above ground.

2. Slide the circular *aluminum plate* (F) onto the top of the stake and set it flush with the ground.

Installation Tips:

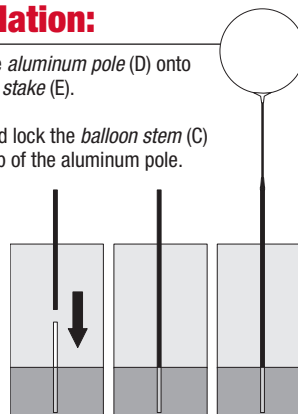
- Ensure installation of the stake as vertically as possible. Using a rubber mallet is preferred.
- Do not drive stake into rocky ground or hardened soil. If soil is too dry, try soaking the area for a few minutes to soften it.
- Do not install in the way of any sprinkler systems or utility lines.



3. Balloon Installation:

1. Slide the *aluminum pole* (D) onto the *ground stake* (E).

2. Twist and lock the *balloon stem* (C) onto the top of the aluminum pole.



GREAT AMERICAN'S EXCLUSIVE JUMBO HELIUM-FREE BALLOONS:

- ★ #1 Traffic Stopper
- ★ Durable for Outdoor Use
- ★ Highest Quality Guaranteed
- ★ Easy Twist-Lock Mechanism
- ★ Guaranteed to last 90 days or your money back

