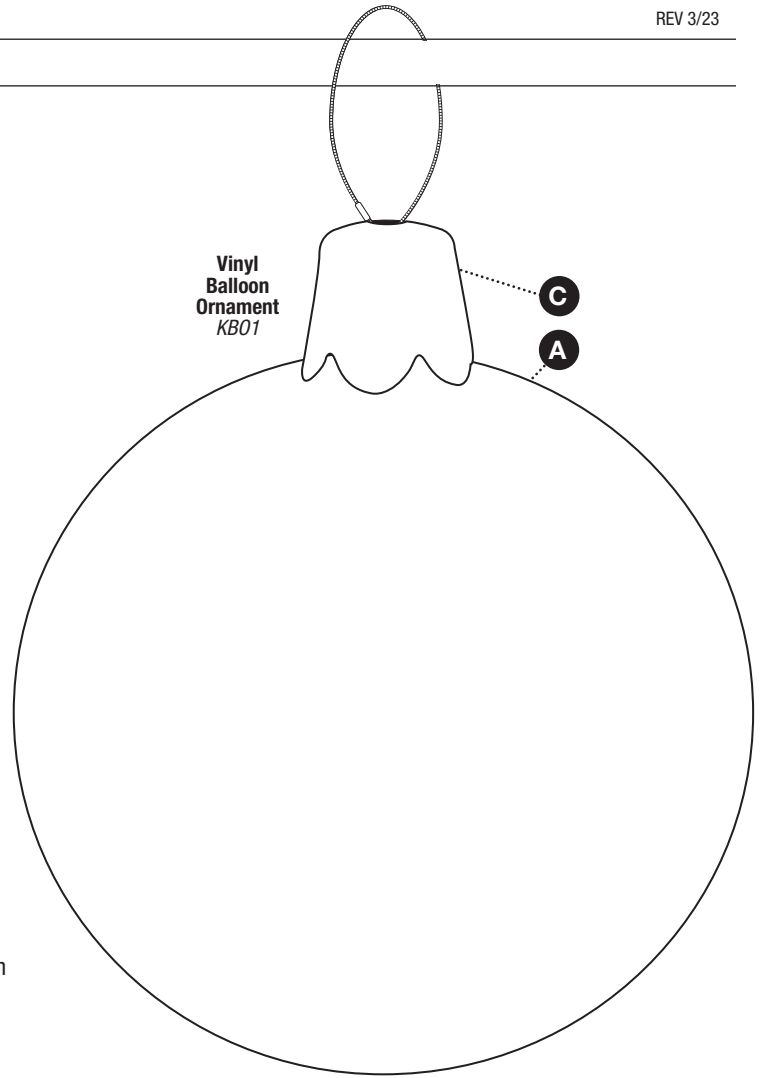
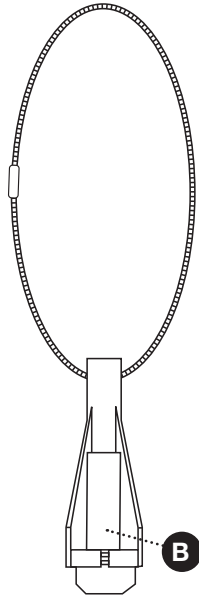


ITEMS: KB01, KB02

# Reusable Vinyl Balloon Ornament Kits

**GREAT AMERICAN'S EXCLUSIVE HELIUM-FREE BALLOONS:**

- ★ #1 Traffic Stopper
- ★ Durable for Outdoor Use
- ★ Highest Quality Guaranteed
- ★ Easy Twist-Lock Mechanism
- ★ Guaranteed to last 90 days or your money back



**Kit Includes:**

- A. 1 17" Standard Vinyl Balloon (*Item GABOBTR*) or 27" Jumbo Vinyl Balloon (*Item JABOBTR*)
- B. 1 Hanging Stem
- C. 1 Ornament Topper


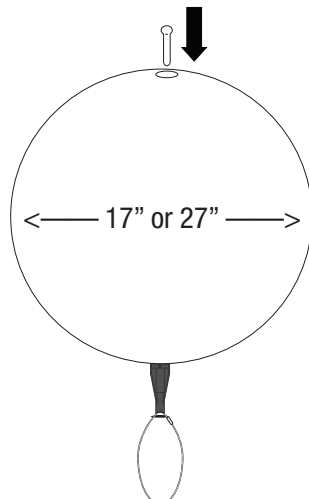

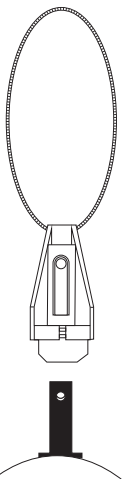
## Ornament Assembly:

1. Attach *balloon* (A) onto the *hanging stem* (B) by lining the silver pin on the balloon stem with the hole in the hanging stem. Lock the balloon in place.

2. Once stem is attached, remove the *white air plug* from the top of the *balloon* to inflate. Inflate using a hand air pump or an air compressor with a tapered fill nozzle tip.\*

3. Reinsert *white air plug* into inflation hole after fully inflated. The maximum diameter should be 17" for standard balloons and 27" for jumbo.

4. Pinch the hanging loop and slide it through the hole at the top of the ornament topper. Hang your ornament using the attached loop.



**USE EYE PROTECTION WHEN INFLATING!!!**

**Inflation Tips:**

For best results, inflate outdoors with an air compressor. **DO NOT OVERINFLATE. BALLOONS MAY BURST AND CAUSE INJURY.** Inflate balloon just to the point where balloons feel tight. A 20° temperature variance may cause slight deflation.

*\*Note: Great American's Item RCOMPRESSOR is compatible with all of Great American's reusable balloons.*

