


# GREAT AMERICAN

Property Management Products

## Flower Spinner Assembly

RSPINASSORT

### Parts



## Assembly:

1. Attach **E** to the bottom of **C**: Then attach **G** to **E**




2. Attach **A** to the bottom **G**:




3. Attach **F** to the top of **C**




4. Attach **H ( Larger Flower Petals )** to **F**:




5. Attach **D** to the end of **F**:



6. Attach **I ( Smaller Flower Petals )** to **F**:



7. Secure the petals in place with **B**:





8. Finished product:

